

INTERNATIONAL INDIAN SCHOOL BURAIDAH






























Worksheet for the Academic Year 2023-24

Mathematics Worksheet-10

Ch#11 Data Handling , Ch# 12 Patterns&Ch#13Introduction to Multiplication

Name: _____ Class 1 () Date: _____

A. OBSERVE THE PATTERN AND DRAW THE NEXT ONE.

1.							
2.							
3.							
4.							
5.							

B. COMPLETE THE FOLLOWING PATTERNS.

a. 8 , 10 , 12 , _____ , _____

b. 10 , 20 , 30 , _____ , _____


c. 45 , 40 , 35 , _____ , _____

d. 11 , 22 , 33 , _____ , _____

e. 31, 33, 35, _____ , _____


C. WRITE AN ADDITION AND MULTIPLICATION SENTENCE FOR

EACH OF THE FOLLOWING.

a. 


_____ + _____ = _____

_____ x _____ = _____

b. 


_____ + _____ + _____ + _____ = _____

_____ x _____ = _____

c. 

_____ + _____ = _____


_____ x _____ = _____

d. 


_____ + _____ + _____ = _____

_____ x _____ = _____









C. COUNT THE NUMBER OF EACH VEGETABLES AND FILL IN THE BOXES.



D. Look at all the different fruits given below



Count and write the number of fruits below:

 =	 =	 =	 =
 =	 =	 =	 =