

INTERNATIONAL INDIAN SCHOOL BURAI DAH

Worksheet for the Academic Year (2024-25)

CLASS: XI

SUBJECT: ENGLISH

DATE: 21.05.24

LESSON: POSTER MAKING

WHAT IS A POSTER?

Posters are placards displayed in a public place announcing or advertising something. Posters are notices, advertisements and invitations—all in one.

PURPOSE OF POSTERS

The purpose of designing a poster is either to create social awareness about issues related to current problems and needs, or to advertise or even to extend public invitations and display notices.

DRAFTING POSTERS

Posters should be colourful, attractive and tempting.

(i) They must be drafted carefully to attract the attention of the readers, excite their imagination and influence their minds.

(ii) Posters are read from a distance. Do not give many details in a poster. Highlight only important issue/issues.

MAIN FEATURES OF A POSTER

(a) Layout

- Visually attractive/Eye Catching
- Title-suggestive/catchy
- Use slogan, jingle or short verse
- Sketch or simple drawings
- Letters of different size and shape
- Proportionate spacing, etc

(b) Contents

- The theme or subject of the poster
- Description or details associated with the theme
- Essential details like time, date, venue (for an event)
- Name(s) of issuing authority/organisation, etc

(c) Expression

- Phrases, slogans, persuasive language
- Creativity in terms of content and design
- Overall organisation and sequencing of the matter
- Observe word limit (usually 50)

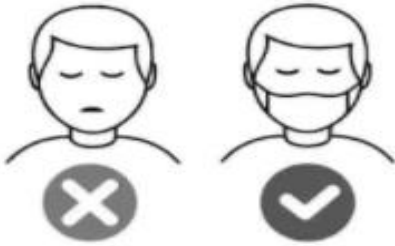
Question 1:

Vivek/Vandana is a student at Kalyanpur High School in New Delhi. Produce a poster to publicise the next health mela at your institution. Educate the general population about the increase of covid-19 infections by creating a poster.

Answer:

HEALTH MELA

at
Jawahar Public School



Great Opportunities Prescribed

How to protect yourself from covid-19.

What to do if you have covid-19.

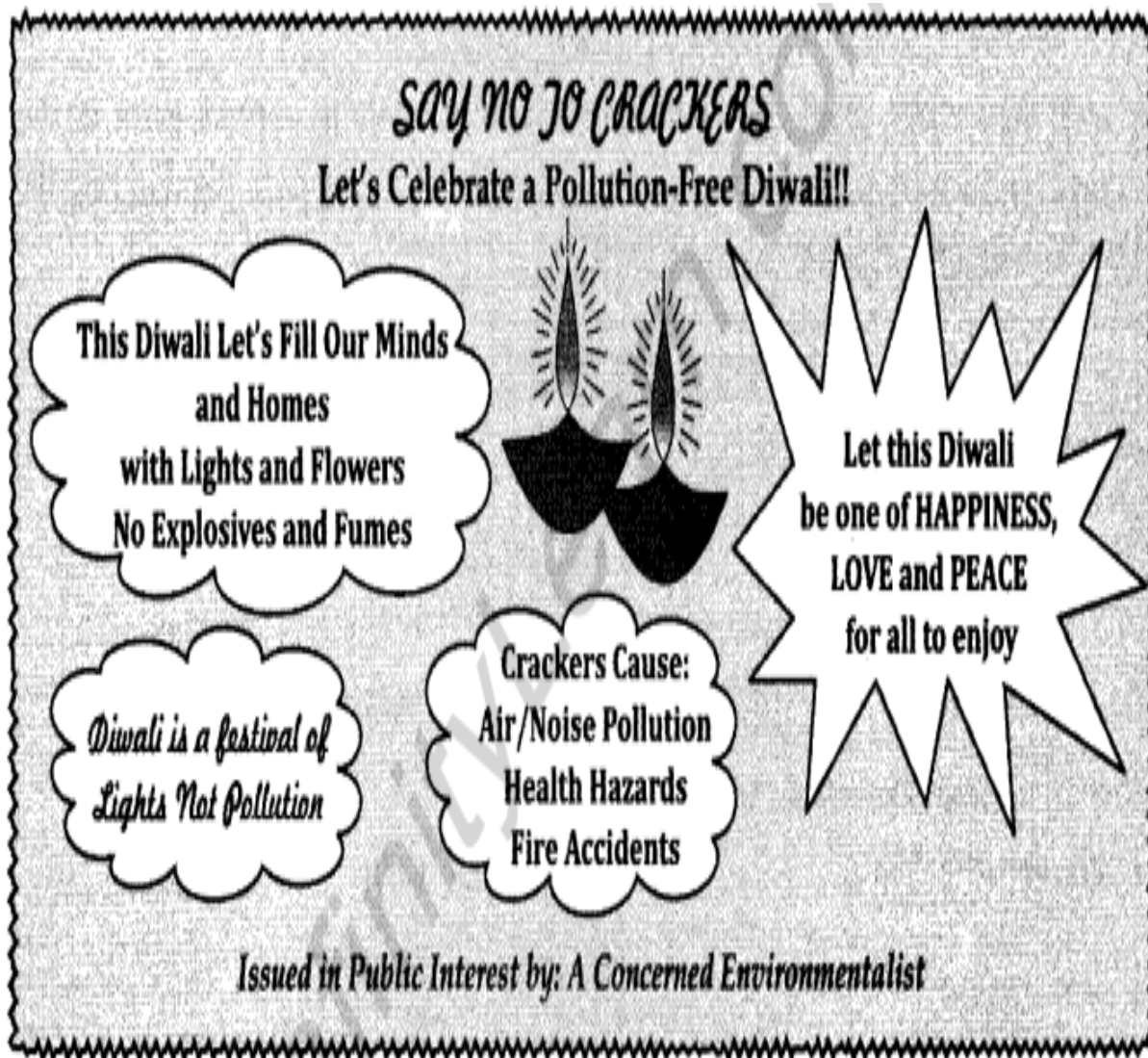
Beneficial medicines will be distributed free of cost.

Contact: School President

Question 2:

Design a poster on 'SAY NO TO CRACKERS' and promote pollution free Diwali.

Answer:




Question 3:

Design a poster in not more than 50 words for your school library on the value of books and good reading habits. You may use slogans.

Books—Our Best Friends

BOOKS

- inform
- instruct
- delight
- enrich



**Your School Library
has ten thousand
books**

When you are gloomy or lonely
Your best friend is a book!
Don't judge a book by its cover
- *Read it!*

Reading makes a ready man

*Take a book
a day!
Don't Delay*

*Make reading
a regular
habit*

Read best
Speak best
Think best