

INTERNATIONAL INDIAN SCHOOL BURAIDAH

Worksheet for the academic year 2026-2027

Maths Worksheet#02

Topic: Ch#2 Addition up to 20

Name: _____ Class: 1 () Date: _____

Addition means putting numbers together to find the total.

The symbol of addition is + (plus).

Example:

$$2 + 3 = 5$$



A. Add and write the answer.

1. $6 + 0 =$ _____

2. $1 + 5 =$ _____

3. $9 + 10 =$ _____

4. $8 + 2 =$ _____

5. $10 + 6 =$ _____

6. $11 + 3 =$ _____

B. Use the tens frame to add.

a.

T	0
	5
	9

 +

b.

T	0
	9
	6

 +

C. Solve

T	0
1	2
+	6

T	0
1	0
+	9

T	0
1	5
+	4

T	0
	9
+	7

T	0
1	3
+	5

T	0
	8
+	8

T	0
1	8
+	2

T	0
1	0
+	3

D. Story Sums

1. Ali has 8 apples. His mother gives him 5 more.

How many apples does he have altogether?

Answer: _____ apples.

	T	0
<input type="text"/>		

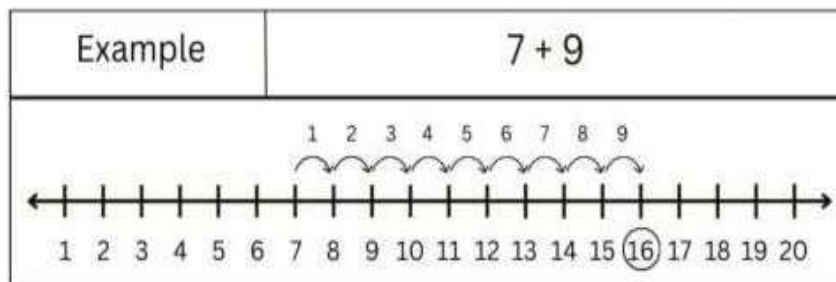
2. Sara has 9 pencils. Her friend gives her 4 more.

How many pencils does she have now?

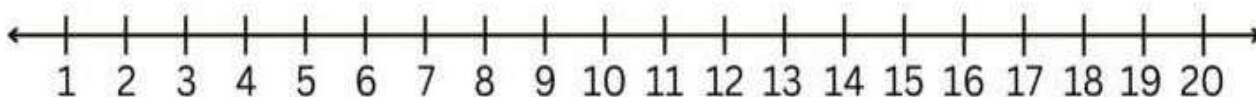
Answer: _____ pencils

	T	0
<input type="text"/>		

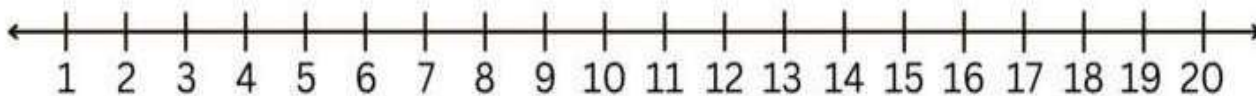
Number Line Addition to 20



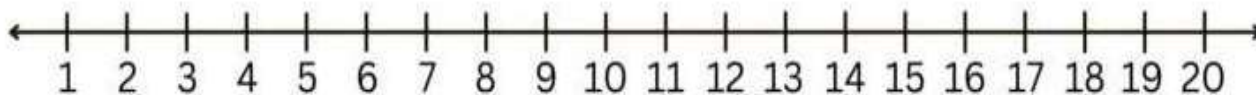
Use the number lines to solve each addition problem and circle the correct answer.



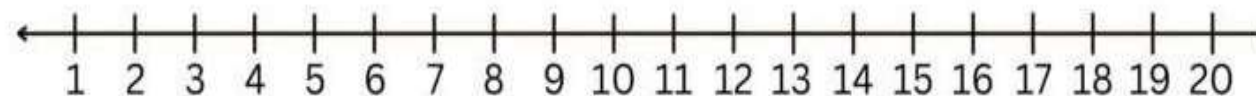
$$16 + 3 = \square$$



$$13 + 7 = \square$$



$$9 + 9 = \square$$



$$2 + 13 = \square$$